

*The All-New*  
***ERTIGA***



*your Days  
in Style.*



Way of Life!



# EXTERIOR CHARACTER

## ATTRACTIVE EXTERIOR

Nobody will ever mistake the new stylish Ertiga. The body is smooth and elegant with distinctive personality that creates a strong impression. Ownership of Ertiga generates pride and family joy.



### STRONG AND ROBUST CHARACTER

Dynamic shoulder line that expresses solid robustness. Deeper and richly expressive curves on large surface with bold lines that brings out the new Ertiga's strong and solid character.



### ELEGANT SMOOTH FLOW

The body is smoother and more elegant with integrated components enhancing the sense of a continuously flowing form.



### Taller and Stronger nose for a stronger presence



## EXTERIOR FEATURES



STYLISH HEADLAMP



ELECTRIC FOLDABLE SIDE MIRROR

Available in GLX variant



LED REAR COMBINATION LAMP



15-inch Alloy Wheel

Available in GL & GLX variant

# INTERIOR CHARACTER

## CLASS-ABOVE INTERIOR QUALITY

The new Ertiga interior delivers class-above design and texture, with higher level of comfort, quality and luxury more than an everyday MPV.



Large wooden pattern decorations on the interior panels, steering wheel and door trim reinforce the class above quality.

Available in GLX variant  
Black Horizontal Pattern for GA & GL



Dynamically sculpted and richly textured, the dashboard seems less bulky and contributes to a feeling of spaciousness.



### AUDIO SYSTEM

The audio offers a modern flat design. It has 10 inches capacitive touchscreen that can play multimedia files for better entertainment. It offers off-line navigation system and has a Bluetooth connectivity to let you play your music from your smartphone.

Available in GLX variant  
8" Multimedia touchscreen for GL variant



### METER CLUSTER

The speedometer is partially surrounded by rounded borders that makes them stand out. It has a subtle marks textures, minor tick marks, spindle ground dial and acrylic rings with painted chrome-like outer rings create a sense of quality and luxury.

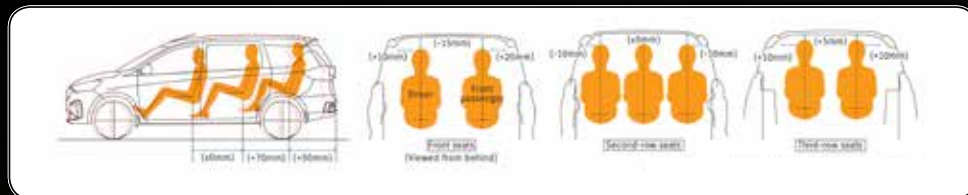
The meters are continuously backlit to support daytime visibility.





## EXPANDED LUGGAGE SPACE

+40 litre more space, than its previous model. It has 50:50 split luggage board.



## EVEN MORE SPACIOUS INTERIOR

- +70 mm second row to third row hip distance
- +10 mm center of the hip to upper side trim distance on front driver's side.

- +20 mm center of the hip to upper side trim distance on front passenger side.
- +10 mm center of the hip to upper side trim of both passenger
- +5mm headroom on third row passenger.

Values are in comparison to the current Ertiga.



## STEERING WHEEL

- D Shaped Steering wheel makes it easier to enter and exit the driver seat.
- Audio controls for easy control of audio system. (GLX)
- Wooden pattern decoration to reinforce class-above quality. (GLX)



Available in GL & GLX variant

## AIR CONDITIONER FOR SECOND & THIRD ROW SEAT.

## FLEXIBLE SEATING

Seats can be flexibly arranged to suit the number of passengers and amount of luggage.



With all seats upright, seven people can ride in spacious comfort and plenty of luggage can be stored at the back.



Extra-long objects can be accommodated by folding down the front passenger and second and third-row seats.



When the third-row seatback are folded down flat, it provides a large luggage space while comfortably seating five people.



Folding the third-row seat back down on one side creates extra luggage space while maintaining seating for six people.

# INTERIOR COMFORT

## CONVENIENT AMENITIES FOR ALL

Drink bottle holders large enough for 1,000ml bottles are provided in every row. The front seat center console features a USB port and an AUX input. An Accessory power outlet (DC 12V) is provided in first-row centre console and second-row rear console. The 12V accessory power outlets provide up to 120W in total.



## VENTILATED CUPHOLDERS

Cooler vents in the cup holders prevents cold beverages from becoming warm. This feature works when AC is ON, in cooler position and in Face or Face/Foot mode. (GLX only)



## BANKNOTE / COIN HOLDER

This retractable holder makes parking and highway ticket payment easier.



## WALK-IN MECHANISM

The walk-in mechanism on the second row seat shoulder flips forward smoothly for easy lowering of seatback.



## RECLINING AND TILT DOWN MECHANISM

The 50/50 split third-row seats can be individually reclined up to 16 degrees with several angle settings for greater comfort. The seatback can also be folded down to create a flat, expanded luggage room.



## SLIDING SECOND ROW SEAT

The second-row seat can slide 240 mm forward to let third-row passengers enter more easily.





## ENGINE



### 1.5 petrol engine (K15B)


The K15B petrol engine delivers excellent fuel efficiency as well as greater power and torque compared to the previous model.



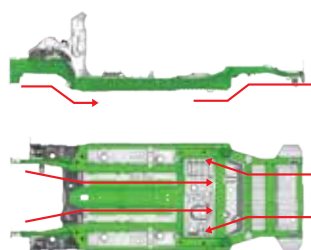
## BODY STRUCTURE

### New Generation platform - HEARTECT

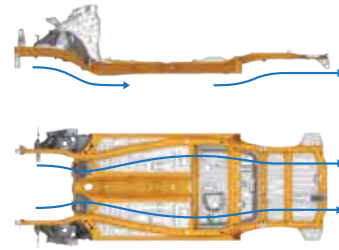
The segmented frame of the previous platform was replaced with a continuous frame that increases underbody stiffness. Its smooth curving form disperse energy more efficiently for greater collision safety, while its lighter weight contributes to lower fuel consumption and higher driving performance. In addition, the underbody and components attached to it are optimized as unified whole rather than separately, this is to reduce noise and vibration.



**HEARTECT**



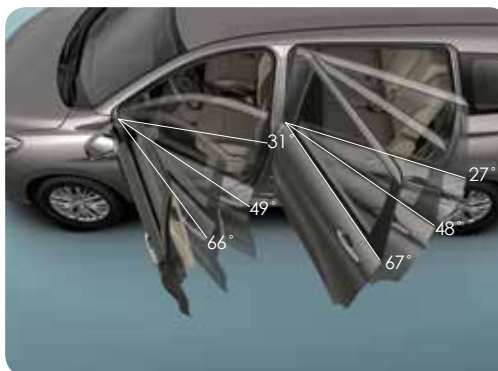
Current Ertiga's platform



New Ertiga's platform

### AERODYNAMICS

The class-leading aerodynamics of the stylish Ertiga, is achieved through CAE (Computer-Aided Engineering) and wind tunnel testing, contribute to high fuel efficiency and low wind noise.

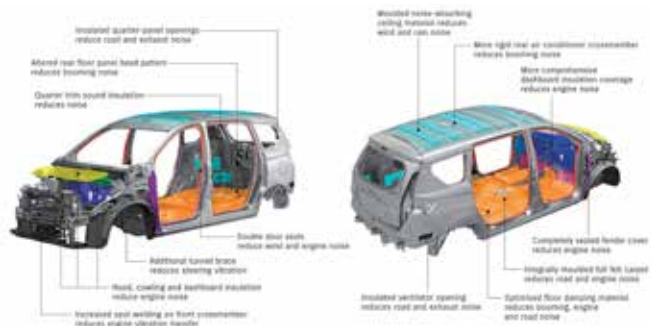


### DOOR OPEN STOPPERS

Door open stoppers helps prevent the doors from opening too far. They hold the doors open at one of the three angles (versus the current two angles) so it's easier to get in and out when there is little space between cars in parking slots. A built-in spring helps the door close with less effort.


## Enhanced NVH performance

Comprehensive NVH (noise, vibration and harshness) measure keep NVH levels low despite enhanced engine performance and lighter overall weight. These measures include optimised use of noise absorption and insulation materials throughout the vehicle for a quiet ride. The body's higher rigidity is achieved without increasing vehicle weight, which also lowers noise-generating vibration.



## LIGHT AND HIGHLY RIGID BODY

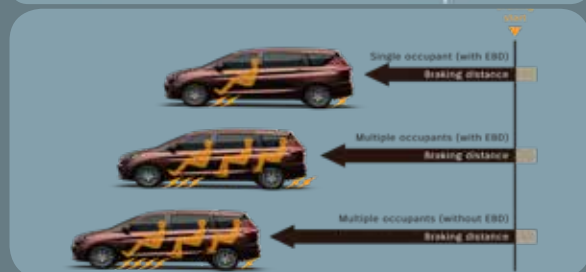
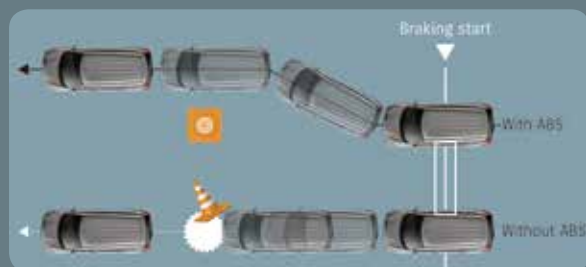
The new smoothly curved frame is largely constructed of ultra-light tensile steel. This results to a more rigid body that is 6kg lighter in weight despite the Ertiga's 130mm longer and 40mm wider overall dimensions



## SAFETY


### ABS WITH EBD

In an emergency braking situation, the anti-lock brake system (ABS) keeps tyres from locking up and supports the driver to maintain steering ability. In addition, Electric Brake Force Distribution (EBD) shortens the braking distance by optimally distributing the force to the front and rear wheels if there is a large load, such as when the car is full of passengers.



### PEDESTRIAN INJURY MITIGATING BODY

The structure of the new Ertiga's hood, front windscreen wiper area, front bumper and other parts absorb impact with the aim of mitigating head and leg injuries in the event of a collision with a pedestrian.



### REVERSE PARKING SENSOR

Ultrasonic sensors on the rear bumper detects obstacles while the driver is parking the car. Warning sounds help keep the driver informed of the distance to the obstacle. (Available for GL & GLX variant).



### SRS AIRBAG SYSTEM

The new Ertiga comes with front SRS airbag for safety of the driver and front passenger in case of a frontal collision.



## TRANSMISSION



### 5-SPEED MANUAL TRANSMISSION

The transmission is optimized for a more powerful and higher displacement engine. A newly developed shift mechanism makes shifting light and smooth, while the reshaped shift knob is easier to grip and operate.



### 4-SPEED AUTOMATIC TRANSMISSION

The gear ratios are set for better fuel efficiency, yet deliver driving performance that matches the current Ertiga. The gear selector is also longer and has an elegant satin chrome finish knob garnish.

## AVAILABLE COLORS



COOL BLACK PEARL METALLIC (ZBD)



BURGUNDY RED PEARL (ZLI)



SILKY SILVER METALLIC (Z2S)



RADIANT RED PEARL (ZK8)



SNOW WHITE PEARL (ZQZ)



MAGMA GRAY METALLIC (ZYZ)



GLORIOUS BROWN PEARL (ZZA)



## MAJOR SPECIFICATIONS

DIMENSIONS				GA	GL	GLX
Overall Length		mm			4,395	
Overall Width		mm			1,735	
Overall Height		mm			1,690	
Wheelbase		mm			2,740	
Tread	Front	185/55R16	mm		1,510	
	Rear	185/55R16	mm		1,520	
Minimum Turning Radius *1		m			5.2	
Minimum Ground Clearance		mm			180	
ENGINE & TRANSMISSION						
Type (Engine)					K15B	
No. of Cylinders					4	
Valvetrain					16	
Piston displacement		cc			1,462	
Bore x stroke		mm			74.0 x 86.0	
Compression ratio					10.5	
Maximum output		Hp/rpm			103 / 6,000	
Maximum torque		N·m/rpm			138/4,400	
Fuel distribution					Multipoint Injection	
Type				5MT	5MT/4AT	4AT
CHASSIS						
Steering					Rack & Pinion w/ EPS	
Brakes	Front				Ventilated Disc	
	Rear				Drum, leading and trailing	
Suspension	Front				MacPherson Strut w/ Coil Spring	
	Rear				Torsion Beam w/ Coil Spring	
Wheels	Tires				185/65/R15	
	Spare				Std. Steel	
CAPACITIES						
Seating capacity		Person			7	
Luggage capacity	Max. volume (VDA Method)	litres			803	
	3rd row seatback folded (VDA method) * luggage board is lowered down to the bottom.	litres			550	
	3rd row seatback raised (VDA method) * luggage board is used	litres			153	
Fuel Tank		litres			45	
WEIGHTS						
Kerb weight (min./with full option)		kg			1,090 - 1,135	
Gross vehicle weight		kg			1,695 - 1,710	

## PRODUCT FEATURES

S: Supplied | N/A: Not applicable

EXTERIOR			GA	GL	GLX
Front grille	Chrome		-	S	S
Tailgate garnish (chromed)			-	S	S
Blacked-out pillars	B pillars		-	S	S
	C pillars		S	S	S
Outside door handles	Body coloured		S	S	-
	Chrome		-	-	S
Tailgate opener	Key-operated		S	-	-
	Handle-operated		-	S	S
Mud flaps	Front		-	S	S
	Rear		-	S	S
VISIBILITY					
Headlamps	Halogen projector on High beam		S	S	S
	Halogen Multi-reflector on Low Beam		S	S	S
Rear combination lamps	LED		S	S	-
	LED with light guides		-	-	S
Front fog lamps			-	S	S
Rear window demister			S	S	S
Wipers	Front: 2 speeds (low, high) + intermittent + washer		S	S	S
	Rear: 1 speed + washer		S	S	S
Outside door mirrors	Black		S	-	-
	Body coloured		-	S	S
	Manual adjust		S	-	-
	Electrical adjust		-	S	S
	Electrical fold		-	-	S
	With built-in turn signal lamp		-	-	S
STEERING AND INSTRUMENT PANEL					
3-spoke steering wheel	Urethane		S	S	-
	Leather covered		-	-	S
	With audio controls		-	-	S
	Tilt-adjust		S	S	S
Power steering			S	S	S
Tachometer			S	S	S
Information display	Segment display		S	S	S
	Clock		S	S	S
	Outside temperature		-	-	S
	Fuel consumption (instantaneous / average)		S	S	S
	Driving range		S	S	S
Light-off and key reminder			S	S	S
Driver's seatbelt reminder		Lamp & alarm	S	S	S
Passenger's seatbelt reminder		Lamp & alarm	S		S
Door ajar reminder			S	S	S
Low fuel warning			S	S	S
Instrument panel ornament	Black horizontal pattern		S	S	-
	Wooden pattern		-	-	S

DRIVING AMENITIES		GA	GL	GLX
Electric windows	Front	S	S	S
	Rear	S	S	S
Central door locking	Switch on driver's side	S	S	S
Remote-control door locks	With hazard lamp answerback function	-	S	S
Keyless push start system		-	-	S
Air conditioner	Front manual	S	S	S
	Rear manual	-	S	S
Heater		S	S	S
Pollen filter		S	S	S
Audio	1 DIN Audio, Tuner, MP3 Player	S	-	-
	8" Multimedia Audio Touchscreen	-	S	-
	10" Multimedia Audio Touchscreen	-	-	S
	Antenna (mounted at front of roof)	S	S	S
	Front speakers x 2	S	S	S
	Rear speakers x 2	-	S	S
	Offline Navigation	-	S	S
	Connectivity	USB	S (Music files only)	S
	Bluetooth	-	S	S
INTERIOR				
Cabin lights	Front cabin light (3-position)	S	S	S
	Centre cabin light (3-position)	S	S	S
Sun visors	Driver's and passenger's sides	S	S	S
	With vanity mirror (passenger's side)	-	S	S
Assist grips	Passenger's side	S	S	S
	2nd-row x 2	S	S	S
Cup holders	Front x 2	S	S	S
	Ventilated cup holders	-	-	S
Bottle holders	Front x 2	S	S	S
	2nd-row x 2	S	S	S
	3rd-row x 2	S	S	S
Shift knob	Brown without ornament	S	S (MT)	-
	Brown with satin chrome	-	S (AT)	S
Parking brake release button	Beige	S	S	-
	Chrome	-	-	S
USB port	Centre console	S (on audio unit)	S	S
12V accessory socket	Instrument panel x 1	S	S	S
	2nd-row x 1	-	S	S
Remote fuel lid opener		S	S	S
Inside door handles	Beige	S	S	-
	Chrome	-	-	S
SEATS				
Front seats	Seat height adjuster (driver's side)	-	-	S
	Slide and recline function (Both sides)	S	S	S
	Head restraint x 2 (separate type)	S	S	S
	Seatback pocket (driver's side)	-	-	S
	Seatback pocket (passenger's side)	-	S	S
2nd-row seats	Head restraint x 2 (separate type)	S	S	S
	Slide and recline function	S	S	S
	60:40-split single-folding	S	S	S
3rd-row seats	Head restraint x 2 (separate type)	S	S	S
	50:50-split tilt down-folding	S	S	S
	Fabric for GA	S	-	-
Seat upholstery material	Fabric (w/ shiny brown diagonal Strips)	-	S	S
LUGGAGE AREA				
Luggage board		-	S	S
SAFETY, SECURITY, AND ENVIRONMENTAL COMPATIBILITY				
SRS front dual airbags		S	S	S
Seatbelts	Front: 3-point ELR seatbelts with pretensioners and force limiters	S	S	S
	2nd row: 3-point ELR seatbelts x 2 with centre 2-point lapbelt	S	S	S
	3rd row: 3-point ELR seatbelts x 2	S	S	S
	x2	S	S	S
ISOFIX child seat anchorages	x2	S	S	S
Child seat tether anchorages	x2	S	S	S
Childproof rear door locks		S	S	S
Side impact door beams		S	S	S
ABS with EBD function		S	S	S
AT shift lock / key interlock		-	S (AT only)	S
High-mount stop lamp	LED	S	S	S
Rear Parking Sensors	2 Sensors	-	S	S
Reverse Camera		-	-	S
Immobiliser		S	S	S
Security alarm		-	S	S



For inquiries, please contact:



Specifications on this brochure are based on the latest available information at the time of production.Photos and Colors in this brochure do not exactly match actual vehicle due to the printing process.Please consult your authorized Suzuki dealer on vehicle specifications. We reserve the right to make changes without prior notice or obligation. Printed January, 2019.