

The All-New **DZIRE**



Give in to DZire



AFF
SUZUKI
CUP 2018



Way of Life!

Exterior

The design form of the Dzire accentuates a signature sedan style with its sleek and elegant lines. Its exquisite look and flowing lines with finely crafted accents truly give an authentic sedan look.



The front incorporates a wide open grille with an aggressive bumper that truly fits in with the authentic sedan styling. The increased overall width emphasizes the boldness of the lower body and the compact cabin.

The roofline, cabin and surrounding area flow smoothly from the sharply slanted A-pillar to forward sloping C-pillar. The upper area expresses a sense of speed, which sits on a solid lower area of the body, giving the Dzire a sleek character.

The rear styling features a skirt-like bumper which catches the energy from the front and expressive side character lines.



Wide open front grille with silver accents



Chrome Moulding on rear



Multi Reflector Headlamp



Rear Combination Lamps with LED



Fog Lamps (GL+)



15-inch Alloy Wheel

Interior Styling



Instrument Panel

The instrument panel has a sophisticated design with silver accents and wide solid contours



Steering Wheel

The Dzire features a D-shaped steering wheel.



Silver Accent

Black interior with dark silver ornament 7" Multimedia Audio System (GLX)



Front Seats

The optimized springs, seat cushion and bolsters enhance the ride comfort with better fit and shock absorption.



Upholstery

The high grade fabric comes with willow riverside pattern lending a premium look to the interior.



Rear Seats

The increased tandem distance provides a larger legroom for enhanced seating comfort. The rear seats are equipped with head restraints.



Air-Conditioning System

The air-conditioning system features a control panel with polygonal design theme.



Meter Cluster

The meter cluster comes with a tachometer and is illuminated in dazzling white light, highlighted by silver accents.

Packaging



Smart packaging of the Dzire demonstrates easy-to-handle compact dimensions and expanded storage capacity, resulting in a better utilization of space across the vehicle.

Enhanced Interior Comfort

Tandem Distance

Tandem distance (gap between front and rear seats) of Dzire is expanded by 69mm compared to the previous Swift Dzire.

Head Clearance

With the new-generation platform, the hip point of passengers from the ground are lowered by 22mm in front and 38mm in rear compared to the previous Swift Dzire, resulting in lower vehicle height, while ensuring sufficient head clearance.

Turning Radius

The new Dzire has a minimum turning radius of 4.8m, which provides excellent maneuverability even on narrow lanes that is expected in compact cars.



Ample Boot Space


The smart packaging of the Dzire allows for 378 litres of boot space, which is 73 litres more than the current Swift Dzire.




Glove Box




Front Console Box



Front Cup Holders



Front Door Pocket



Rear Door Pocket



Passenger Seat Back Pocket

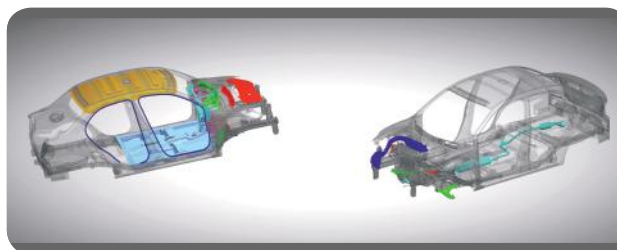
Interior Comfort

The new Dzire comes with a host of features for total comfort so that all occupants can enjoy the drive. The interior ensures complete comfort for all passengers providing them with a bevy of features to sit back and relax.



Rear seat comfort

A rear console tray and 12 volt accessory socket provide a space that can be used to store and charge mobile devices even for rear passengers. The rear AC ventilation provides great comfort.



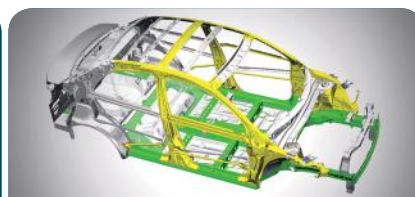
NVH Performance

The Dzire achieves a level of NVH performance that minimizes vibrations and reduces noise levels all around.


Safety



Pedestrian injury mitigating body



Light and impact absorbing body (TECT)



Dual Airbags

Pedestrian injury mitigating body

The structure of Dzire's bonnet, front windscreen wiper area, front bumper and other parts absorb impacts with the aim of mitigating head and leg injuries in the event of a collision with pedestrian.

Light and impact absorbing body (TECT)

The Dzire uses Suzuki's TECT, or Total Effective Control Technology, to effectively absorb impact on the body and disperse the collision energy across the frame thereby mitigating damage to the car and its occupants.

Fuel Efficiency

New-generation platform "HEARTECT"

The Dzire rests on a new-generation platform "HEARTECT" that delivers enhanced fundamental vehicle performance due to being light and highly rigid. A continuous frame that increases underbody stiffness. The new frame is characterized by a smooth, curving form that effectively disperses impact energy in the case of a collision. This greatly contributes to lower fuel consumption with vast improvements to the fundamental vehicle performance in terms of running, turning and stopping.





Aerodynamics

Fully employing CAE (computer-aided engineering) from the design development stage and submitting clay models and prototypes to exhaustive wind tunnel tests, led to the achievement of exceptional aerodynamic performance, without spoiling interior roominess.



Engine



The improved K12M engine is more compact with increased fuel efficiency compared to the previous model. It is equipped with direct action intake VVT, 4 Cylinder, DOHC, 16 valve that delivers a maximum 82 hp of power and 113 nm of torque.



Transmission



Suzuki Automated Manual Transmission

The new Dzire is equipped with Suzuki's Automated Manual Transmission called **Auto Gear Shift (AGS)**. It combines the characteristics of a manual transmission and automatic transmission.

(Standard 5 speed MT is also available on GL variant)

BASIC TYPE OF TRANSMISSION

Manual Transmission

Good Characteristic of Manual Transmission

- Fun to Drive
(More in Driver's Control)
(Direct Drive Feel)
- Light Weight
- Low Fuel Consumption
- Reasonable Price

Automatic Transmission

Good Characteristic of Automatic Transmission

- Easy to Drive



INTELLIGENT ACTUATING SYSTEM

- ❑ Clutch and Gear-shifting are controlled by the ECU & TCU's Intelligent Actuating system
- ❑ Precise Gear-shifting on the basis of vehicle speed



AGS DRIVE MODE

D AUTOMATIC DRIVE MODE

R
N
D

REVERSE
NEUTRAL
DRIVE

M MANUAL DRIVE MODE

SHIFT TO LOWER GEAR
SHIFT TO HIGHER GEAR

+

Offers the best combination of driving comfort and fuel efficiency



The AGS has a control unit which has the actuator and controller integrated as one and directly mounted to the transmission. The clutch, Gearshift and engine synergistically controlled to provide a smoother and quicker shift.

AVAILABLE COLORS

GL Variant

Premium Arctic White (ZHJ)



Metallic Silky Silver (Z2S)



Pearl Midnight Black (ZAM)



GL+ Variant



Premium Oxford Blue (ZYA)



Premium Sherwood Brown (ZYB)



Premium Arctic White (ZHJ)



Pearl Midnight Black (ZAM)



Metallic Magma Gray (Z7Q)

MAJOR SPECIFICATIONS

DIMENSIONS		GL	GL+
Overall Length	mm	3,995	
Overall Width	mm	1,735	
Overall Height	mm	1,515	
Wheelbase	mm	2,450	
Tread	mm	1,515	
	Front	mm	1,515
	Rear	mm	1,520
Minimum Turning Radius	m	4.8	
Minimum Ground Clearance	mm	145	
ENGINE			
Type (Engine)		K12M	
No. of Cylinders		4	
No. of Valves		16	
Displacement	cc	1,197	
Valve Train		Direct Action Intake VVT	
Max. Output	hp @ rpm	82 / 6,000	
Max. Torque	Nm @ rpm	113 / 4,200	
Fuel Distribution		Multipoint Injection	
TRANSMISSION			
Transmission		5 MT	5 Speed AGS (Auto Gear Shift)
CHASSIS			
Steering		Rack & Pinion w/ Power Assist	
Brakes	Front	Ventilated Disc	
	Rear	Drum, Leading & Trailing	
Suspension	Front	MacPherson Strut w/ Coil Spring	
	Rear	Torsion Beam w/ Coil Spring	
Tires		185/65 R15	
Wheels		Alloy	
Spare Tire		Temporary	
CAPACITIES			
Seating	Person	5	
Luggage	Liters	378	
Fuel Tank	Liters	37	
WEIGHTS			
Curb Weight	kg	855-890	885-895
Gross Vehicle Weight	kg	1,315	

OTHER FEATURES

S: Supplied
N/A: Not applicable

EXTERIOR		GL	GL+
Front and rear bumpers	Body coloured	S	S
Front grille	Chrome painted	S	S
Outside door handles	Body coloured	S	S
Tailgate opener	Electromagnetic	S	S
Mud flaps	Front	S	S
	Rear	S	S
VISIBILITY			
Headlamps	Halogen multi-reflector	S	S
Position lamps	Standard	S	S
Fog lamps	Front	-	S
Wipers	Front: 2 speeds (low, high) + adjustable intermittent + washer	S	S
Rear window demister		S	S
Outside door mirrors	Body coloured	S	S
	Electrical adjust	S	S
	With built-in turn signal lamp	S	S
Day / night rearview mirror	Manual dimming	S	S
STEERING AND INSTRUMENT PANEL			
3-spoke steering wheel	Urethane	S	S
	With audio controls	S	S
	Tilt-adjust	S	S
Power steering	Electric power steering	S	S
Tachometer		S	S
Information display	Segment display	S	S
	Clock	S	S
	Outside temperature	-	S
	Fuel consumption	S	S
	Driving range	S	S
Light-off and key reminder	Alarm	S	S
Door ajar reminder	Lamp	S	S
Driver's seatbelt reminder	Lamp & alarm	S	S
Passenger's seatbelt reminder	Lamp & alarm	S	S
Low fuel warning	Lamp	S	S
Instrument panel centre ornament	Silver	S	S
Side louvre bezels	Black	S	S
Centre louvre bezels	Silver	S	S

DRIVING AMENITIES			
Electric windows	Front	S	S
	Rear	S	S
Central door locking	Switch on driver's side	S	S
Air conditioner	Manual	S	S
Heater		S	S
Rear ventilation		S	S
Pollen filter		S	S
Audio	Antenna (mounted at rear of roof)	S	S
	Front speakers	S	S
	Rear speakers	S	S
	7" Multimedia Audio	-	S
	MP3/WMA compatible CD player	S	-
	Navigation System	-	S
	Connectivity: Bluetooth®	S	S
	USB	S	S
AUX Input		S	S
INTERIOR			
Cabin lights	Front cabin light (3-position)	S	S
	Centre cabin light (3-position)	S	S
Sun visors	Driver's side W/ ticket holder	S	S
	Passenger's side W/ vanity mirror	S	S
Assist grips	Passenger's side	S	S
	Rear x 2	S	S
Cup holder	Front x 2	S	S
Bottle holders	Front x 2	S	S
	Rear x 2	S	S
Centre-lower box		S	S
Shift knob	Black with chrome accent	S	-
	Black with satin chrome	-	S
Ornament around shift knob	Satin chrome	S	S
Parking brake release button	Chrome	S	S
USB port	Console box	S	S
AUX input	Console box	S	S
12V accessory socket	Centre console area x 1	S	S
	Rear console area x 1	S	S
Foot rest	Driver's side	-	S
Remote fuel lid opener		S	S
Fabric door trim insert	Front	S	S
	Rear	-	-
Door trim ornament	Black	S	S
Inside door handles	Chrome	S	S
Storage pockets	Front doors	S	S
	Rear doors	S	S
SEATS			
Front seats	Seat height adjuster (driver's side)	S	S
	Head restraints (separate type)	S	S
	Seatback pocket (passenger's side)	S	S
Rear seats	Bench	S	S
	Head restraint (separate type) x 2	S	S
Seat upholstery material	Fabric	S	S
LUGGAGE AREA			
Luggage area cover		S	S
Luggage area light		S	S
SAFETY, SECURITY, AND ENVIRONMENTAL COMPATIBILITY			
ABS with EBD function		S	S
Brake assist function		S	S
SRS front dual airbags		S	S
Pedal release system	Brake	S	S
	Clutch	S	-
Seatbelts	Front: 3-point ELR seatbelts with pretensioner, force limiter and shoulder height adjuster	S	S
	Rear: 3-point ELR seatbelts (side), 2-point ELR seatbelt (centre)	S	S
ISOFIX child seat anchorages	x2	S	S
Child seat tether anchorages	Side	S	S
Childproof rear door locks		S	S
Side impact door beams (front/rear)		S	S
High-mount stop lamp	LED	S	S
Remote-control door locks	With hazard lamp answerback function	S	S
Immobiliser		S	S
Security alarm		S	S



Specifications on this brochure are based on the latest available information at the time of production. Photos and Colors in this brochure do not exactly match actual vehicle due to the printing process. Please consult your authorized Suzuki dealer on vehicle specifications. We reserve the right to make changes without prior notice or obligation. Printed May, 2018.



For inquiries, please contact: